

---

## Service Bulletin

---

S.B. No: 153

**Title:** SAB UNDERCARRIAGE NOSEWHEEL FORK INSPECTION**Classification:** This Service Bulletin has been classified by SAL as Recommended**Compliance:** At next 150 flying hour check**Applicability:** T67A Post Mod M136A, (SAB T9S), Pre Mod M468 and M791 (Introduction of Fairey Undercarriage) T67B, T67C Series, T67M, T67M-MkII and T67M200


This Issue 2 adds T67A and caters for gaps greater than 4mm Mod M998.

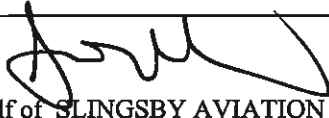
**INTRODUCTION:**

Cases have been reported of the space between the SAB nose undercarriage forks and the wheel axle being sufficiently wide to cause the forks to bend inwards when tight and ultimately cause the axle nut to loosen. This SB requires a one time inspection to determine the width of the gap and fitting of corrective spaces as applicable.

**ACTION:**

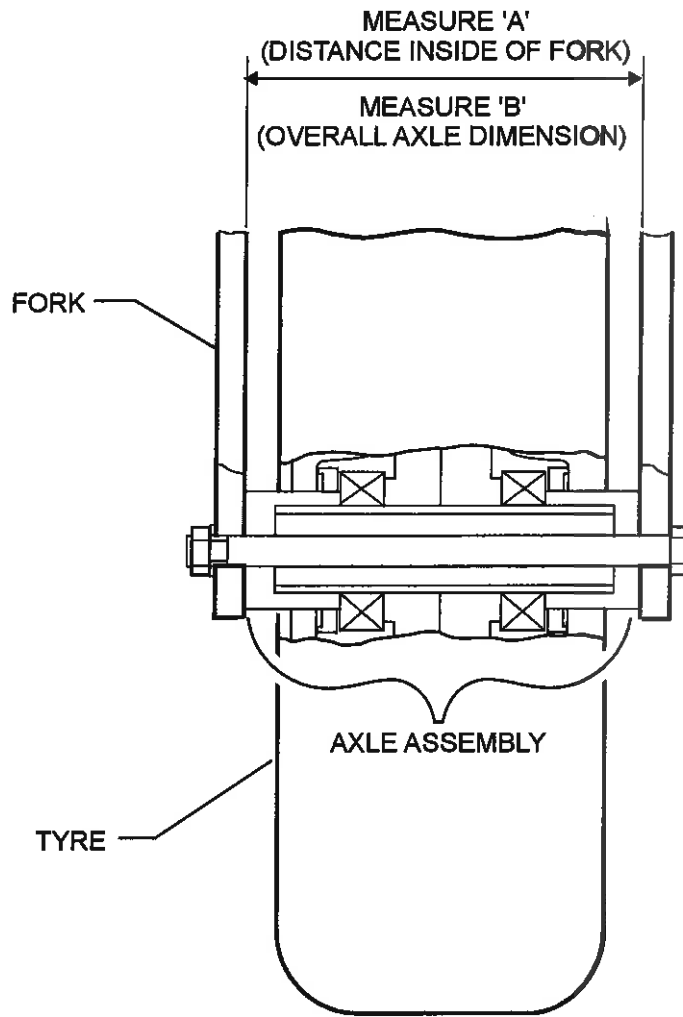
1. Check master switch, ignition switch and fuel are OFF. Disconnect external power and hangar aircraft as applicable.
2. Jack or hoist aircraft to bring nosewheel clear of ground with oleo pneumatic strut fully extended.
3. Place a suitable trestle support under bottom centre of fuselage 12 inches behind firewall.
4. Remove wheel stiffnut, withdraw axle bolt from axle fork and remove wheel assembly.
5. Leave wheel assembly together and clean outer surfaces of axle spacers and inner surfaces nosewheel forks.
6. Determine by measurement at axle centre line, the following dimensions, reg Fig, 1,
  - a. Measurement A: The distance between the inner faces of the nosewheel forks. Fork ideally should be parallel.
  - b. Measurement B: The dimension between the axle spacer outer faces when wheel assembly is pushed together, as on aircraft.



Approved by: 	Date: 30 <sup>th</sup> April 03	Issue 2
For and on behalf of SLINGSBY AVIATION LIMITED	Page 1 of 3	
Kirkbymoorside, York. YO62 6EZ Tel: 01751 432474 Fax No: 01751 431173 E-mail: SAL5@Slingsby.co.uk		

7.
  - i. If the difference between the two dimensions is less than 15mm, then no further action need be taken.
  - ii. If the difference between the two dimensions is 1.5mm to 4.0mm, then Mod M832 is to be incorporated.
  - iii. If the gap is between more than 4.00mm and 8.0mm, then Mod M998 is to be incorporated.
  - iv. If the gap is more than 8.0mm, then new fork is to be procured.
8. Annotate logbook "SB 153 complied with."

For Mod Bulletin replacement part, please contact SAL Spares Controller.



**FIGURE 1**