

Advanced Containerised CT Scanner (CCTS)





Whats new?

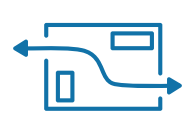
Using an innovative approach to radiological protection, we've made some significant design improvements to the Advanced CCTS:



Full body and faster scan capability



Reconfigured layout for easier patient access



Enhanced airflow management



Anti-vibration technology



Reduced setup and deployment times



Reduced price



Reduced weight

The Marshall Advanced Containerised CT Scanner (CCTS) is delivered in partnership with leading healthcare specialists, Philips and provides military medical organisations with a full body scan capability, which is highly mobile, rapidly deployable and can handle the most demanding operational environments.

Building on 12 years' experience providing Field Deployable CT Scanner Systems to armed forces around the world, the Advanced CCTS houses the latest and most advanced Philips Incisive 128 CT technology inside Marshall's very latest 20 foot ISO expanding container, to ensure humanitarian, defence, civil authorities and security forces have easy access to life saving capabilities wherever they are needed.

The Advanced CCTS is a brand new approach to delivering the latest and most sophisticated CT technology to the battlefield. Using over a decade of experience supporting a number of military organisations, we have refined the design of our award winning expandable container to meet the complex requirements of an ever-changing operational battlespace.



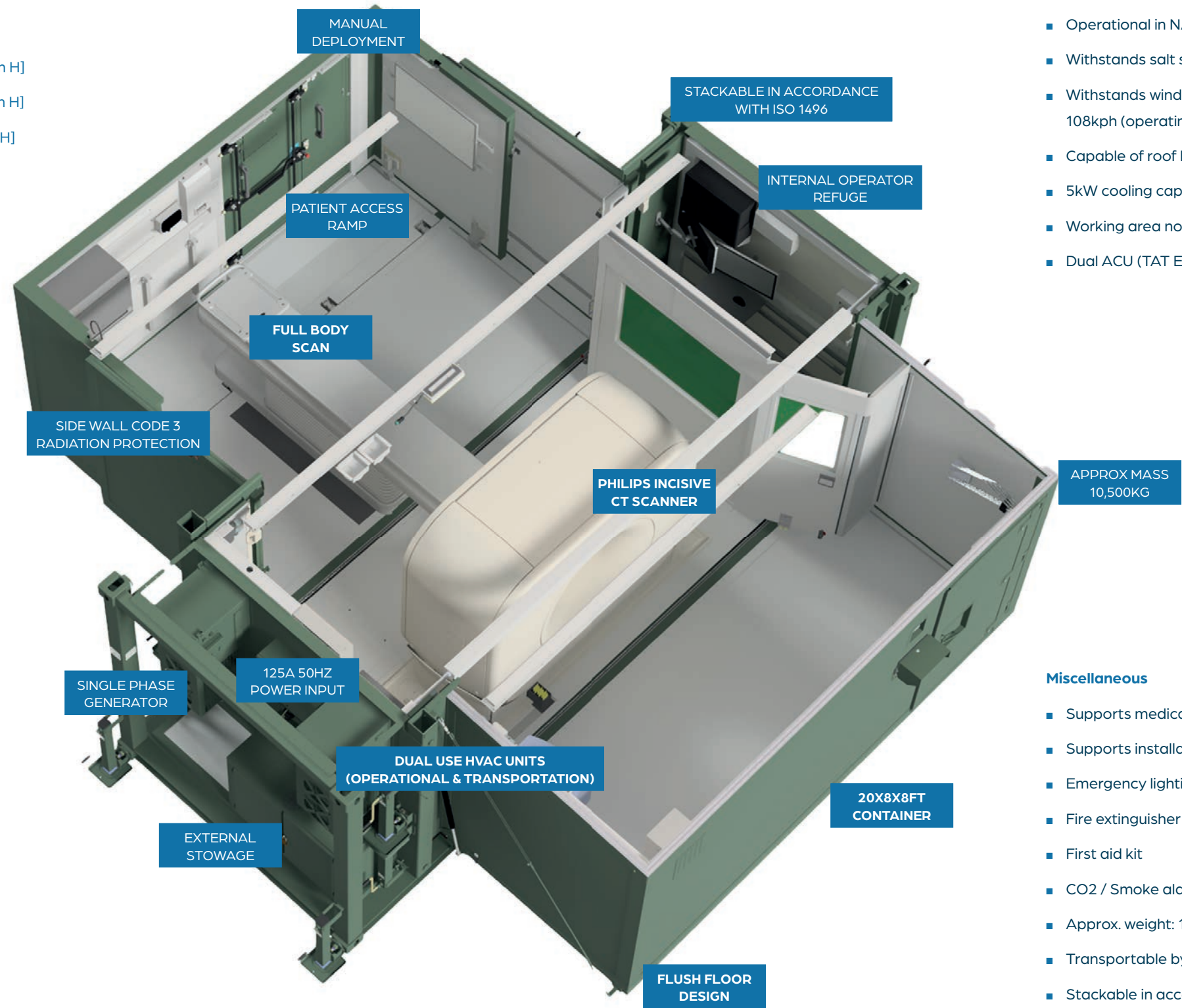
Features

Container

- Exterior Dim. Transport [6058mm L x 2438mm W x 2438mm H]
- Exterior Dim. Deployed [6058mm L x 6640mm W x 2438mm H]
- Interior Dim. Deployed [3715 mm L x 6513mm W x 1846mm H]
- Fire retardant walls with <100mm/min propagation speed
- Single Extension Door [1775mm H x 900mm W]
- Double Extension Door [1775mm H x 1500mm W]
- Extension Door Lock with 6-point mechanism
- Exterior paint to withstand Class C medium corrosion

Electrical

- 400VAC 125A 50Hz 3 Phase Input
- 230VAC 32A 50Hz Single Phase Storage
- 230VAC 22A 50Hz Single Phase Generator
- 25.5kW/30kVA Design Load
- 40kW available user power with steady state scanner.
- Compatible with Marshall Standard Electrical Architecture
- Integrated Indirect Lightning and surge protection
- 16 total double sockets
- LED ceiling lighting with shock and vibration resistant lights



Environmental

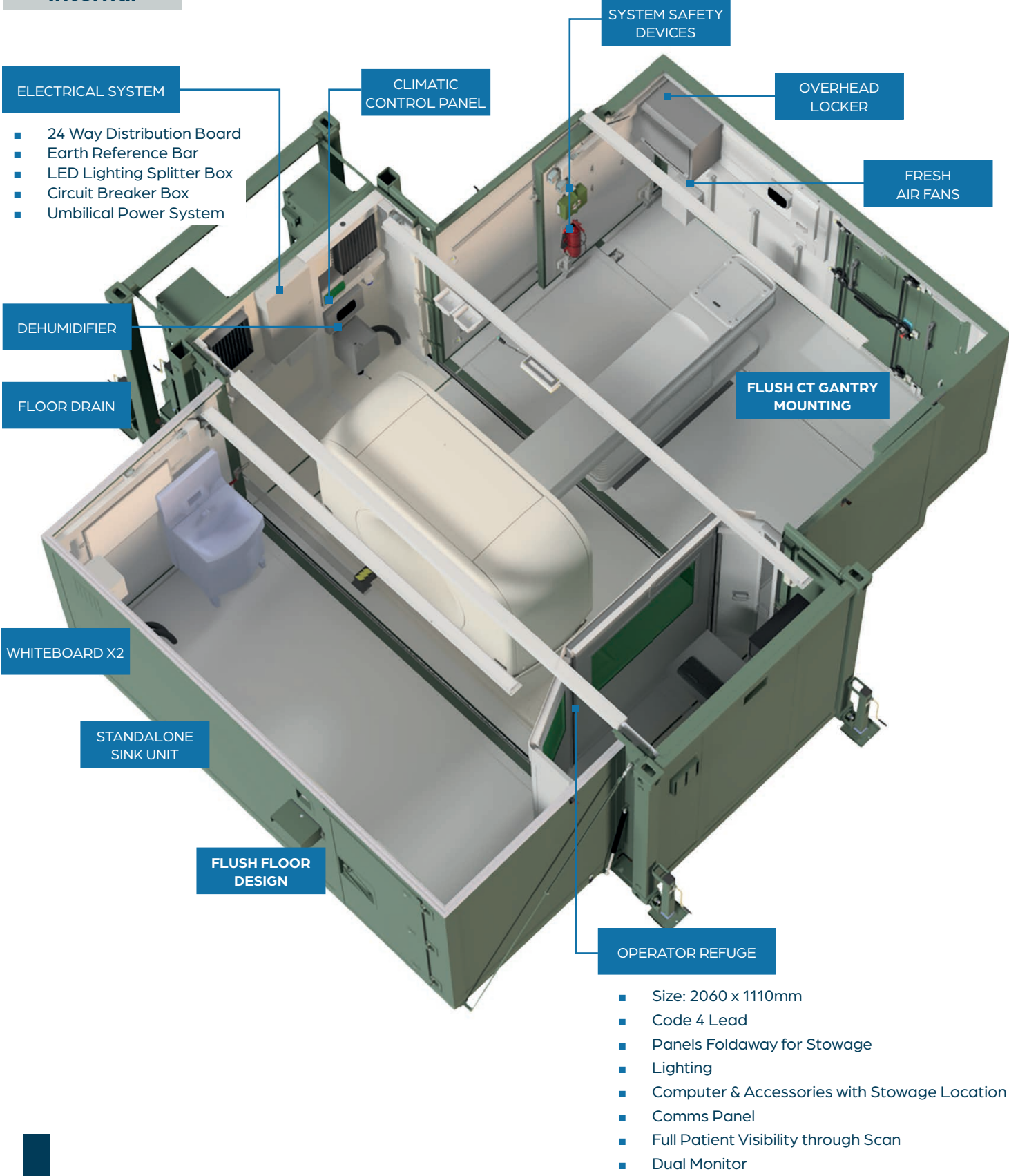
- Operational in NATO climate conditions A1 (49C) to C1 (-32C)
- Withstands salt spray, driving rain, sand and snow
- Withstands wind gusts of 180kph (storage) and 108kph (operating)
- Capable of roof loading up to 370kg/m2 (snow loading)
- 5kW cooling capacity for internal temp of 18-25C
- Working area noise <65dBA
- Dual ACU (TAT EAC-24) installation

Miscellaneous

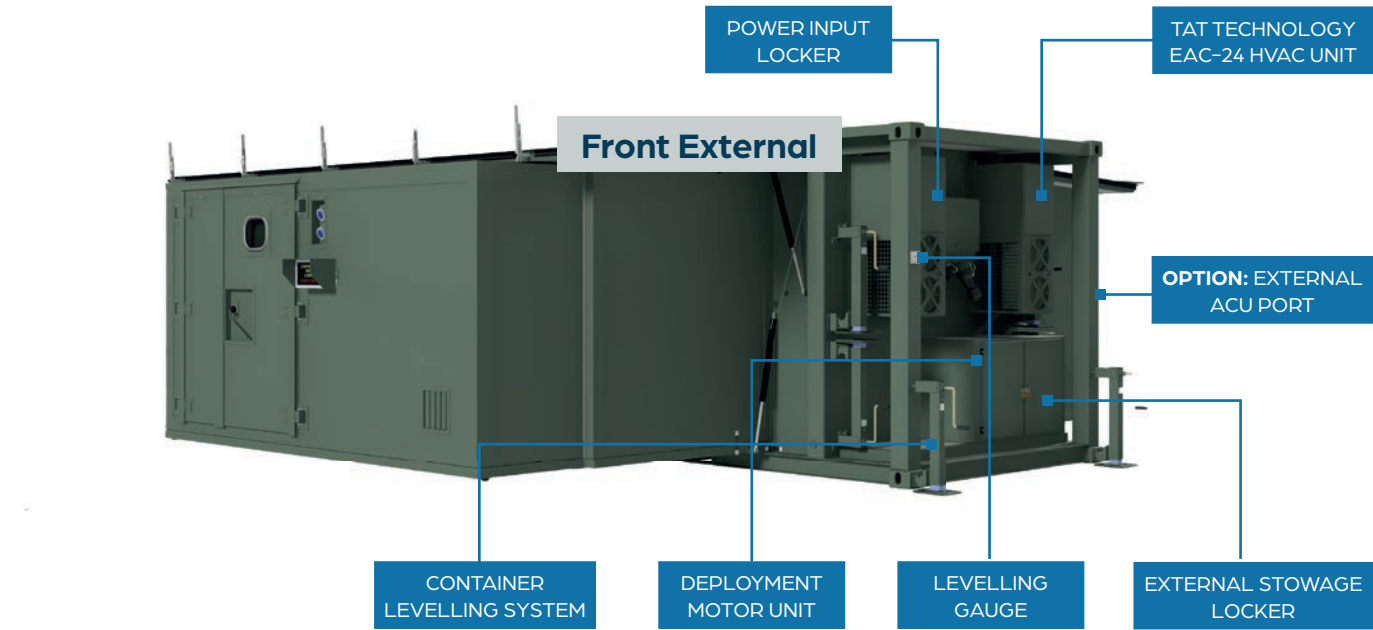
- Supports medical environment for up to 6 people
- Supports installation of end user equipment
- Emergency lighting
- Fire extinguisher
- First aid kit
- CO2 / Smoke alarm
- Approx. weight: 10,500kg
- Transportable by Air, Sea, Road and Rail
- Stackable in accordance with ISO1496
- 20-year service life with life extending repairs or modifications possible
- Designed for, but not fitted with, roof restraint system installation

Features

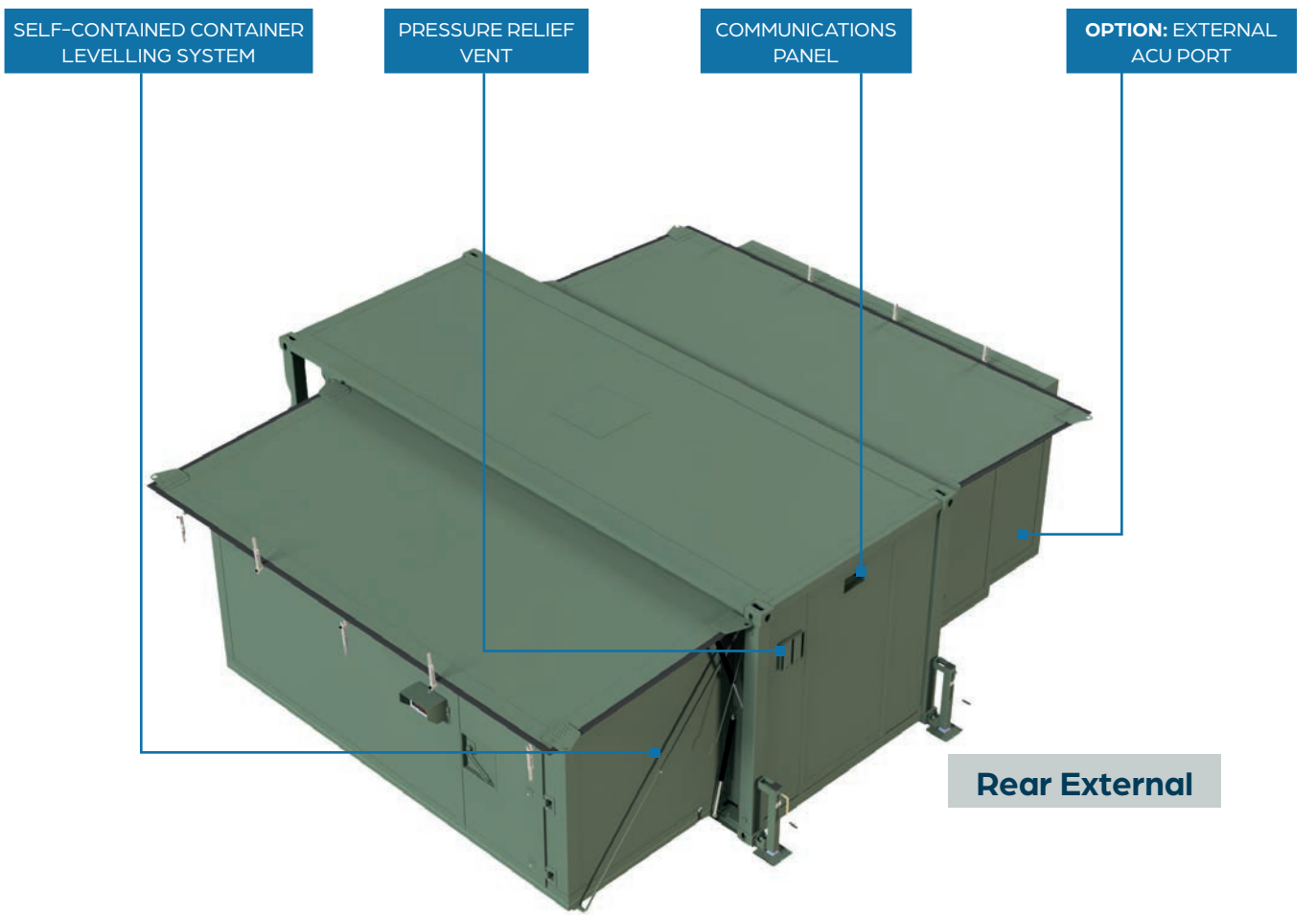
Internal



Front External



Rear External





Incisive Essentials 128 CT

Intellect at Every Step

Rotation time (sec)	0.5 (0.4)
Power (KW)	55
kVp	70, 80, 100, 120, 140
O-MAR	•
iDose4	<input type="checkbox"/>
Bolus Tracking	<input type="checkbox"/>
Spiral Auto Start	<input type="checkbox"/>
Dual Energy (spin/spin)	<input type="checkbox"/>
2 metre full body scan	•
Cardiac Plus	<input type="checkbox"/>
Step & Shoot Complete	
Precise Cardiac	<input type="checkbox"/>
Precise Image	<input type="checkbox"/>
Interventional Essentials	<input type="checkbox"/>

☐ Optional • Standard



Confident Diagnosis

- 4cm detectors
- CT Smart Workflow
- 70kVp

Unparalleled Reliability

- Over 200 sensors
- vMRC

Improve Time to Results

- OnPlan gantry controls and console
- Up to 80 ips reconstruction speed

Patient Comfort

- 72cm bore
- Light ring
- Bariatric Table

Flexible to your needs

- In room upgradeability
- Up to 200cm scan range





Incisive Essentials 128 CT

Intellect at Every Step

Confident Diagnosis

4cm detectors
CT Smart Workflow
70kVp

Improve Time to Results

OnPlan gantry controls & console
Reconstruction speed up to 80 ips

Patient Comfort

72cm Bore
Light Ring
Bariatric Table



Unparalleled Reliability

Over 200 sensors
vMRC

Flexible to Your Needs

In-Room Upgradability
Up to 200cm scan range

Improved workflow with gantry touchscreens



91%
of users agree that
Incisive CT enables
more consistent
results between users

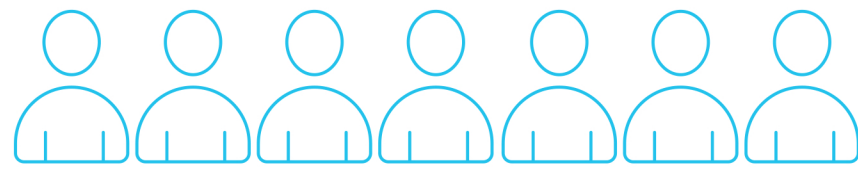
84%

of users agree
that patient-side
gantry controls have
improved patient
satisfaction

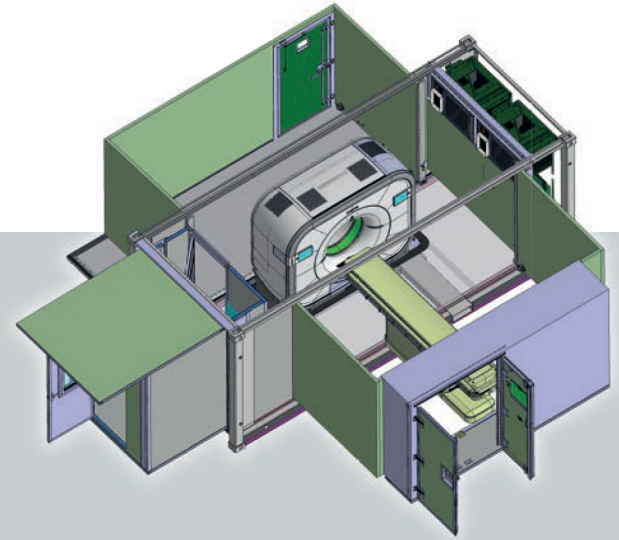


48%

of users report of users agree
that Incisive CT workflow
allows for at least 7 more
patients per day




Existing Vs Advanced Containerised CT Scanner



Existing CCTS

- 20x8x8.6ft Container
- Partial Body Scan
- Storage Container
- 12T Weight
- No Stack Capability
- Ingenuity CT Scanner System
- Internal Operator Refuge (1890 x 1000mm)
- Separated Transportation and Operational Heating and Cooling
- TEAL Transformer and CRC Computer Unit
- Built in Sink Unit
- Electro-Mechanical Deployment
- A-Frame Floor Deployment



Advanced CCTS

- 20x8x8ft Container
- Full Body Scan
- No Storage Container
- Reduced Weight 10.5t
- Stackable in accordance with ISO1496
- Incisive Essentials 128 CT Scanner System with Software Options
- Internal Operator Refuge (2060 x 1110mm)
- All-in-one simplified Heating and Cooling with Smart Controls.
- No TEAL Transformer or CRC Computer Unit
- Standalone Sink Unit
- Manual Deployment
- Flush Floor Design

About Marshall Land Systems

Industry-leading expertise in deployable solutions, highly complex mission systems, technologically advanced product integration and capability sustainment through Managed Support Services.

Deployable Solutions

For more than 70 years Marshall has supplied proven deployable solutions and operational infrastructure for customers facing challenging scenarios. Our products and solutions are manufactured to be transported wherever they are needed worldwide. Designed to house ground based air defence systems, ammunition storage, CT Scanners, field hospitals, forensic analysis facilities or any other complex capability required to a deployed environment. The solutions can be single, expandable or multiple units linked together depending on the requirement. We have the expertise to integrate highly specialised equipment into these systems and have the right people to support you wherever you are.

Managed Support Services

We offer the full spectrum of Managed Support Services to optimise availability of assets and reduce through-life support costs for projects around the globe. We're proud to deliver transformative upkeep, update and upgrade services which provide highly reliable and maintainable equipment, meeting availability requirements and assuring capability through-life. This support includes a full range of post design services that enables our customers to conquer their operations and complex supply chains with complete confidence.

About Philips

Philips is a global provider of integrated imaging solutions for diagnosis and treatment. Our portfolio of imaging products – in MR, CT, molecular imaging, X-ray, fluoroscopy, IGT and ultrasound – is connected through the enterprise-wide IntelliSpace informatics platform for PACS, RIS, cardiology and advanced visualization. Focused on seamlessly connecting data, technology and people, Philips is pioneering design-driven solutions for patient comfort, smart systems to improve image acquisition, adaptive intelligence to boost diagnostic confidence, analytics and tools for operational improvement, and enterprise partnership models to address the challenges of value-based care.

Find out more here:



For a full set of capabilities please contact the Marshall Sales team or take a look at our website.

